

# TORQUE

FIFTH WHEELS and TRAVEL TRAILERS



LIVE. CAMP. PLAY.



BROUGHT TO YOU BY  
**HEARTLAND®**



# TORQUE

FIFTH WHEELS

## TOP 5 EXTERIOR FEATURES

1. Armor Guard wrap around skirting
2. Step Caddy folding patio step holder
3. Great outdoor cooking station
4. Azdel laminated sidewalls and composite substrate creating a strong, lightweight, quiet, weather and temperature resistant wall that will increase the life of your RV
5. Easy Step – Quad aluminum solid step from the main living and quad aluminum pull out step from garage entry



All Torque units are proudly crafted with Azdel composite sidewalls. Half the weight of wood, environmentally friendly panels lighten your load while increasing your trailer's durability and insulation value. Azdel also resists water, sound and temperature changes, keeping your living spaces comfortable and quiet.



Maximum garage space for all your toys or extra living space. Most of our garages also come with 1/2 bathroom for accessibility.

## TOP 5 INTERIOR FEATURES

1. Full height shaker cabinetry with 25% more storage
2. Swift space work station for quick convenient pull out dresser work station
3. Residential microwave the only one like it in its class
4. Tilting king bedroom suites with 30% more floor space
5. Maximum garage space with folding 1/2 bath wall to fit all your toys



Exclusive bed tilt system facing east to west allowing 30% more floor space. Our bedroom suites feature a walk-in closet and a pull out dresser to create a workstation and hidden TV.



New lightened interior with beautifully designed full height shaker cabinetry with 25% more space.



Torque's new interior has been redesigned and reimagined, giving it lighter finishes, natural wood tones, updated fixtures and no carpet throughout the entire unit.

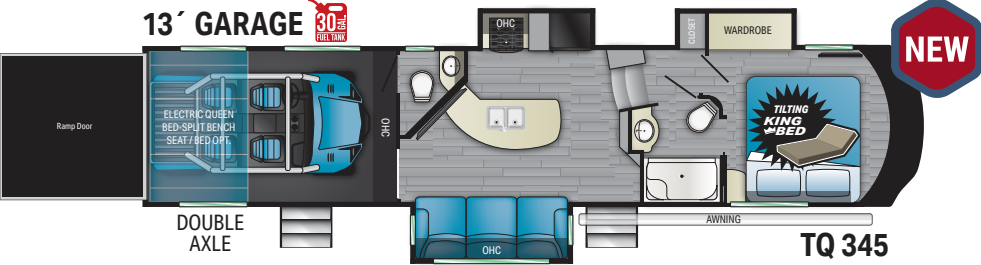


For more information and to take a virtual walk-through, visit [www.heartlandrvs.com](http://www.heartlandrvs.com)

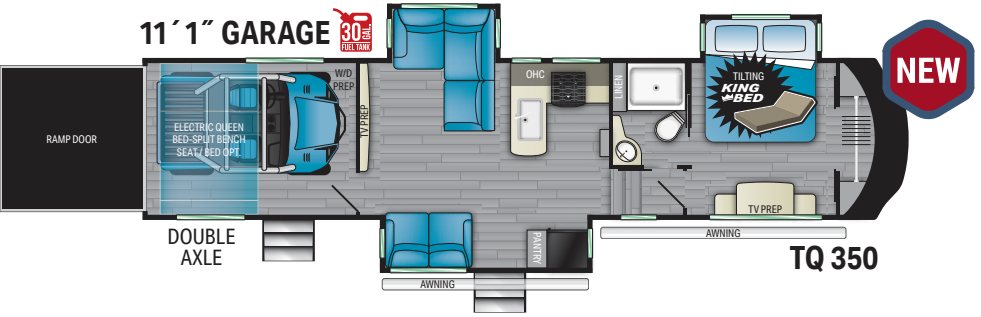




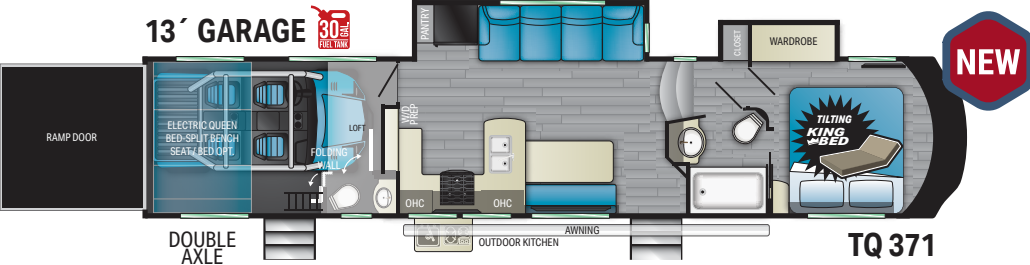
Length - 38' 8"  
Height - 13' 3"  
Dry - 13,670 lbs.  
Hitch - 3,445 lbs.  
GVWR - 17,000 lbs.



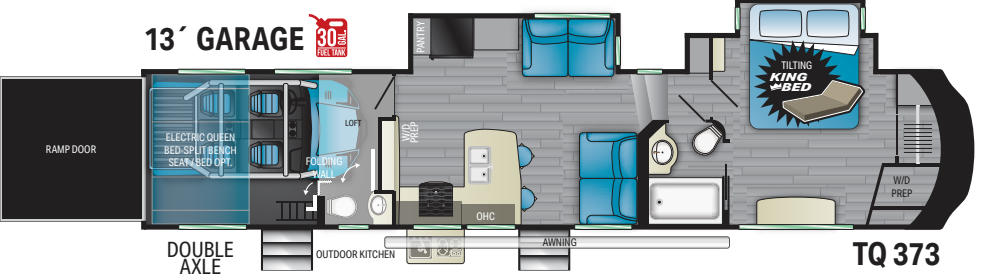
Length - 39' 11"  
Height - 13' 3"  
Dry - 13,300 lbs.  
Hitch - 3,035 lbs.  
GVWR - 17,000 lbs.



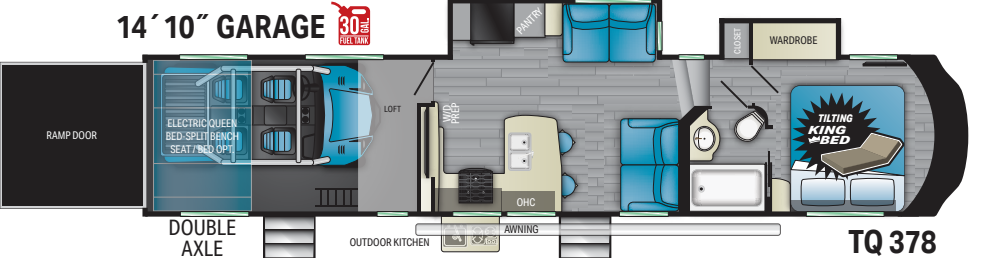
Length - 42' 11"  
Height - 13' 3"  
Dry - 14,145 lbs.  
Hitch - 3,205 lbs.  
GVWR - 17,000 lbs.



Length - 43' 8"  
Height - 13' 3"  
Dry - 14,435 lbs.  
Hitch - 3,320 lbs.  
GVWR - 17,000 lbs.



Length - 42' 11"  
Height - 13' 3"  
Dry - 13,790 lbs.  
Hitch - 3,285 lbs.  
GVWR - 17,000 lbs.



LIVE. CAMP. PLAY.



# TORQUE

TRAVEL TRAILERS

## TOP 5 EXTERIOR FEATURES

1. Ultimate outdoor camp kitchen with griddle
2. Smooth ride suspension. This includes e-rated tires EZ flex suspension with wet bolts and shock absorbers (most models)
3. Azdel laminated sidewalls and composite substrate creating a strong, lightweight, quiet, weather and temperature resistant wall that will increase the life of your RV
4. Rock guard galvanized steel wheel wells
5. One piece molded fiberglass cap with automotive grade paint



Our Torque travel trailer is crafted with Azdel composite sidewalls. Half the weight of wood, environmentally friendly panels lighten your load while increasing your trailer's durability and insulation value. Torque's new interior has been redesigned and reimagined, giving it lighter finishes, natural wood tones, updated fixtures and no carpet through the entire unit.



Wide body garage large enough to fit your side by sides with an additional ½ bath, making it the only travel trailer toy hauler available with a ½ bath.

## TOP 5 INTERIOR FEATURES

1. True wide body 102" Side by Side friendly garages
2. Only TT toy hauler with solid mount booth dinette with solid surface counter tops in kitchen
3. Only TT toy hauler with ½ bath in garage
4. King size bed with plenty of room to walk around
5. Large residential microwave with 55" TV (most models)



Spacious master bedrooms include a king size bed with enough walking space on both sides.



Torque interiors feature beautifully designed kitchens and living spaces that include a residential microwave and a 55" TV.



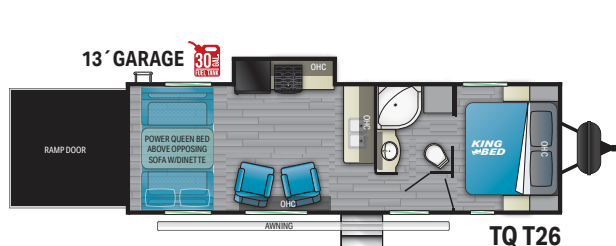
Glass shower enclosure with skylight over the shower adding to the overall feeling of light and space.



For more information and to take a virtual walk-through, visit [www.heartlandrvs.com](http://www.heartlandrvs.com)



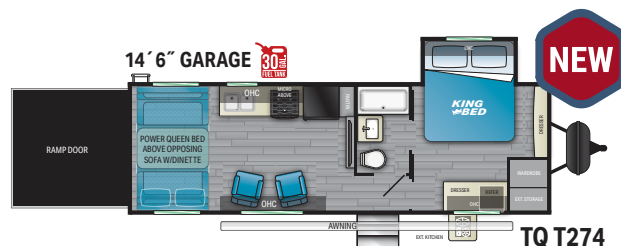
# TORQUE | TRAVEL TRAILERS



Length - 30' 9"  
Height - 12' 10"

Dry - 7,780 lbs.  
GVWR - 12,800 lbs.

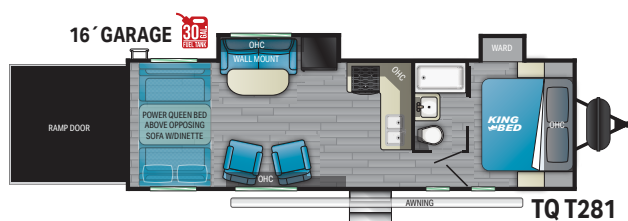
Hitch - 1,080 lbs.



Length - 30' 11"  
Height - 12' 9"

Dry - 8,000 lbs.  
GVWR - 12,800 lbs.

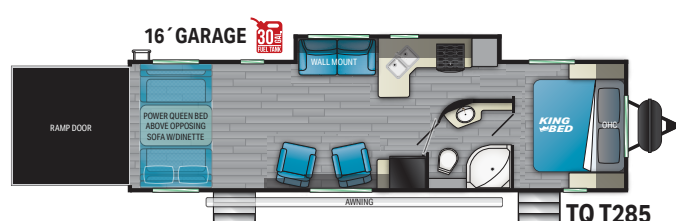
Hitch - 1,380 lbs.



Length - 32' 8"  
Height - 12' 10"

Dry - 8,255 lbs.  
GVWR - 12,800 lbs.

Hitch - 1,380 lbs.



Length - 35' 11"  
Height - 12' 10"

Dry - 8,360 lbs.  
GVWR - 12,800 lbs.

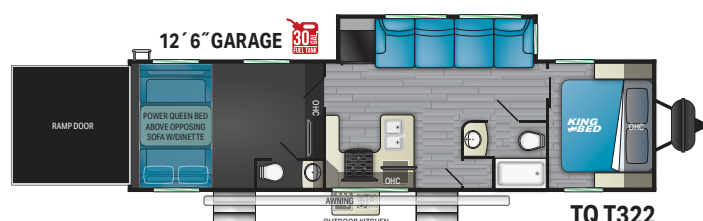
Hitch - 1,240 lbs.



Length - 37' 9"  
Height - 12' 10"

Dry - 9,196 lbs.  
GVWR - 12,800 lbs.

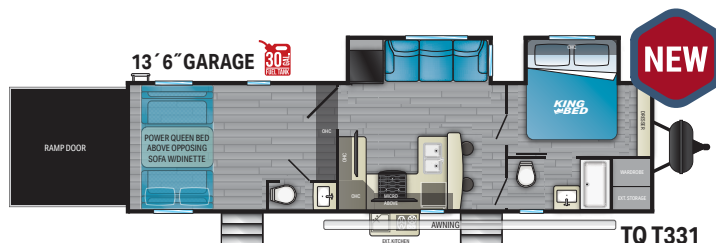
Hitch - 1,366 lbs.



Length - 37' 9"  
Height - 12' 10"

Dry - 10,000 lbs.  
GVWR - 12,800 lbs.


Hitch - 1,340 lbs.



Length - 37' 11"  
Height - 12' 10"

Dry - 9,964 lbs.  
GVWR - 12,800 lbs.

Hitch - 1,375 lbs.



Length - 38' 9"  
Height - 12' 10"

Dry - 8,677 lbs.  
GVWR - 12,800 lbs.

Hitch - 1,223 lbs.

**LaMESA RECREATION**

LaMesaRV.com  
800-496-8778

**HEARTLAND**

WWW.HEARTLANDRV.COM



Product information is as accurate as possible as of the date of publication of this brochure. Due to Heartland's commitment to continuous product improvement, floorplans, materials, components, features, measurements, specifications, options, etc. are subject to change at any time without notice or obligation. In certain conditions some additional equipment may be needed. Photos may show optional equipment or props used for photography purposes only. Heartland has listed the approximate base weight of the trailer without the optional equipment included. Optional equipment will impact the weight of the trailer. Please locate the weight sticker attached to the trailer you are considering for the most accurate trailer weight. Tow Vehicle Caution: Owners of Heartland recreational vehicles are solely responsible for the selection and proper use of tow vehicles. All customers should consult with the motor vehicle manufacturer or their dealer concerning the purchase and use of suitable tow vehicles for Heartland products. Heartland disclaims any liability or damages suffered as a result of the selection, operation, use or misuse of a tow vehicle. Heartland's limited warranty does not cover damage to the recreational vehicle or the tow vehicle as a result of the selection of the tow vehicle. Overall length for a Fifth Wheels is defined as the body length of the trailer excluding hitch meaning bumper to cap. The overall length for a Travel Trailer is defined as the body length of the trailer including hitch, meaning bumper to hitch/pin. It does not include rear ladder of spare tire. Optional pin boxes will affect overall length.